Name _____ Date _____

LESSON 3.2

Practice C

For use with pages 153–160

Find the angle measure. Tell which postulate or theorem you use.

1. If $m\angle 1 = 114°$, then $m\angle 5 =$ ___?___.
2. If $m\angle 3 = 68°$, then $m\angle 6 =$ ___?___.
3. If $m\angle 7 = 64°$, then $m\angle 2 =$ ___?___.

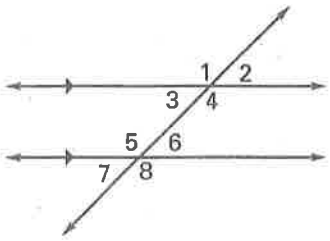

Find $m\angle 1$ and $m\angle 2$.

4.

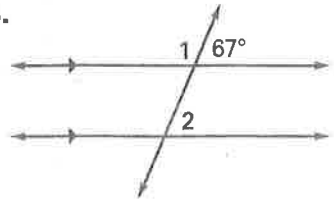

5.

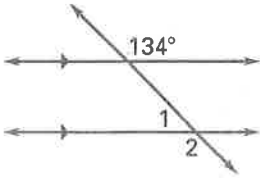

6.

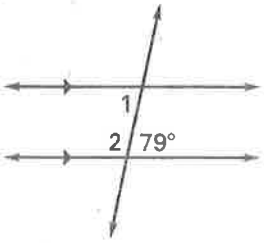

Find the value of x.

7.

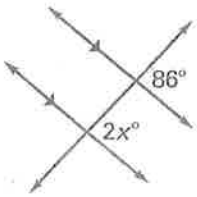

8.

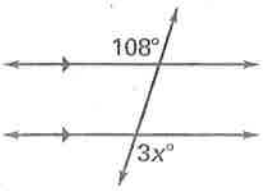

9.

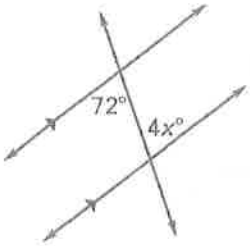

10.

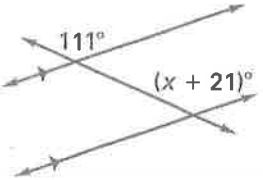

11.

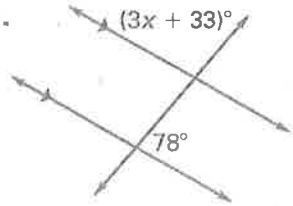

12.

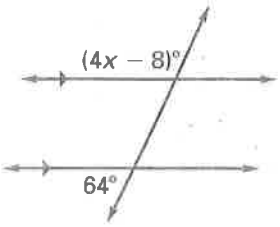

Copyright © by McDougal Littell, a division of Houghton Mifflin Company.

Name _____ Date _____

LESSON 3.2

Practice C *continued*

For use with pages 153–160

Find the values of x and y.

13.

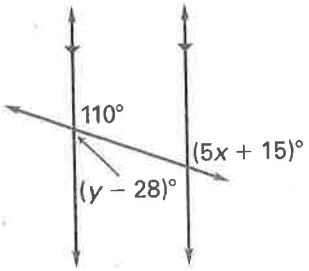

14.

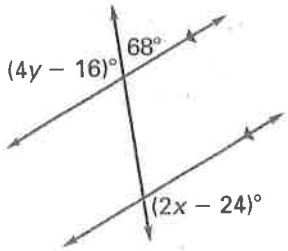

15.

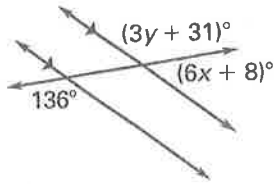

16.

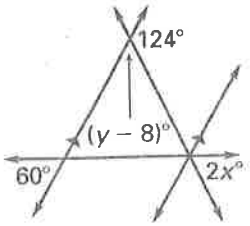

17.

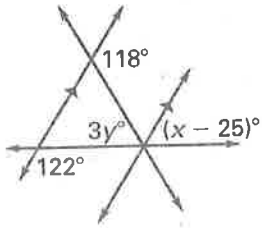

18.

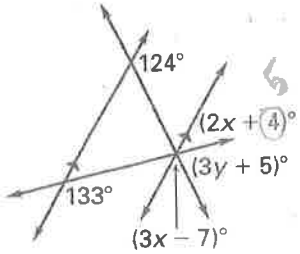

In Exercises 19 and 20, complete the two-column proof.

19. GIVEN: $q \parallel r$

PROVE: $\angle 1 \cong \angle 3$

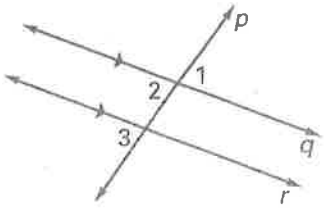

Statements	Reasons
1. $q \parallel r$	1. _____?_____.
2. $\angle 1 \cong \angle 2$	2. _____?_____.
3. $\angle 2 \cong \angle 3$	3. _____?_____.
4. $\angle 1 \cong \angle 3$	4. _____?_____.

20. GIVEN: $q \parallel r, p \parallel t$

PROVE: $\angle 1 \cong \angle 3$

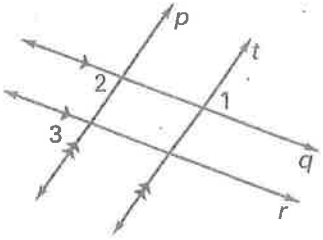

Statements	Reasons
1. $p \parallel t$	1. _____?_____.
2. $\angle 1 \cong \angle 2$	2. _____?_____.
3. $q \parallel r$	3. _____?_____.
4. $\angle 2 \cong \angle 3$	4. _____?_____.
5. $\angle 1 \cong \angle 3$	5. _____?_____.

LESSON 3.2

Copyright © by McDougal Littell, a division of Houghton Mifflin Company.